

# Lesson Plan 2 - Appel, Banaan, Citroen

Anna van Poucke  
MYP5B - PERSONAL PROJECT

<b><u>Subject:</u></b>	Dutch
<b><u>Topic:</u></b>	Learning the Alphabet with Food
<b><u>Lesson Title:</u></b>	Appel, Banaan, Citroen
<b><u>Level:</u></b>	Beginner
<b><u>Length of Lesson:</u></b>	45 minutes

**Required Materials & Equipment:**

Arabic alphabet song <https://www.youtube.com/watch?v=U1Cl6W8EEBQ>

Dutch alphabet song <https://www.youtube.com/watch?v=D2sYp6o5v9I>

Projector to play videos on with sound

\*Printed visuals of food in alphabetical order

\*Printed visuals of the alphabet

**1. Lesson Objectives:**

1. At the end of the lesson the student will have become familiar with the Dutch alphabet and is able to connect letters and sounds to foods with the help of repetition, the Dutch alphabet song and pictures.

**2. Anticipatory Sets:**

The teacher and the students sit together in a circle. They will recap what they have learned last lesson. The teacher starts off with saying, "Mijn naam is..." the students will then go by one by one saying their name again with, "Mijn naam is..." Once all the students and the teacher have reintroduced themselves the new lesson will be made known which is learning the alphabet through visuals and listening. First an Arabic alphabet song will be played on the projector. The students will be able to recognize this making them anticipate what will happen in this lesson. After that the Dutch alphabet song will be played and the teacher sings along. The video will be played two or three times for the students to recognize the song.

**3. Direct Instruction:**

The teacher will teach the students the alphabet with fruits and vegetables through illustrations of the fruits and the vegetables with the name under it in Dutch. When the teacher shows the illustration he/she will say the words announced and clear.

Examples: Appel, Banaan, Citroen, Dadel, Erwt, Friet, Granaatappel, Haver, IJs, Jam, Kaas, Linzen, Mango, Nectarine, Olijf, Pannekoek, Q... , Rijst, Sinaasappel, Tomaat, Ui, Vijg, Wortel, X... , Yam, Zuurkool.

When creating the alphabet of food implement fruits, vegetables, and dishes that are either Dutch and or Syrian. This is to educate the students of Dutch culture and feel comfortable with seeing familiar pictures of their country. To avoid confusion add the Dutch flag to the Dutch

foods(e.g Appel, Kaas, Friet, Pannekoek, Zuurkool) and a Syrian flag to the Syrian foods(e.g Dadel, Linzen, Olijf, Sinaasappel, Vijg)

#### **4. Guided Practice:**

---

Repeat the process in the Direct Instruction until the students repeats it after the teacher. After the students have done this two to three times mix up the order to see if they are not just remembering the repetition of it but if they are actually connecting the sound with the picture and the letters.

#### **5. Closure:**

---

Go back to the Dutch alphabet song and let it repeat and the teacher will sing a long and see if the students can mimic the sounds and the melodie of the song. Songs are a valuable way to remember things, is a more fun and approachable way.

#### **6. Independent Practice:**

---

The teacher splits up the students into groups and gives all the groups a pile of the pictures of the foods and a pile of the words of the foods. Every picture is connected to a word in the groups the students connect the words to the pictures. The teacher must not intervene in this activity since this is for the students to show their own capabilities.

#### **7. Assessments & Follow-ups:**


---

The assessment for this lesson will take place at the end of the series of three lessons combined given in a separate file.


\*Examples of visuals that could be used in this lesson:




"Alphabet Theme." Pinterest. N.p., n.d. Web. 10 Dec. 2016.  
<<https://nl.pinterest.com/lollidge/alphabet-theme/>>.



"Teacher Apple Clipart | Clipart Panda - Free Clipart Images."  
Teacher Apple Clipart | Clipart Panda - Free Clipart Images. N.p.,  
n.d. Web. 10 Dec. 2016. <<http://www.clipartpanda.com/categories/teacher-apple-clipart>>.




"Banana Clipart 4 - Dbclipart.com." Dbclipart.com. N.p., n.d.  
Web. 10 Dec. 2016. <<http://dbclipart.com/banana-clip-art-image-18289/>>.




"Lemon Clip Art Free | Clipart Panda - Free Clipart Images."  
Lemon Clip Art Free | Clipart Panda - Free Clipart Images. N.p.,  
n.d. Web. 10 Dec. 2016. <<http://www.clipartpanda.com/categories/lemon-clip-art-free>>.



"Clipart Kid." Dates Fruit Clipart - Clipart Kid. N.p., n.d. Web. 10  
Dec. 2016. <<http://www.clipartkid.com/dates-fruit-cliparts/>>.



"Pea Cliparts." Pea Clipart | Free Download Clip Art | Free Clip  
Art | on Clipart Library. N.p., n.d. Web. 10 Dec. 2016. <<http://clipart-library.com/pea-cliparts.html>>.



"Clipart Kid." French Fries Clipart - Clipart Kid. N.p., n.d. Web. 10 Dec. 2016. <<http://www.clipartkid.com/french-fries-cliparts/>>.



"PngImg.com." Pomegranate PNG Images Free Download. N.p., n.d. Web. 10 Dec. 2016. <<http://pngimg.com/img/fruits/pomegranate>>.

